



# 120×120×38 mm

San Ace 120 9HV type

## General Specifications

- Material ..... Frame: Aluminum, Impeller: Plastic (Flammability: UL 94V-1)
- Expected life ..... See the table below. (L10 life: 90% survival rate for continuous operation in free air at 60°C, rated voltage)  
Expected life at 40°C is for reference only.
- Motor protection function ..... Locked rotor burnout protection, Reverse polarity protection  
For details, please refer to p. 614.
- Dielectric strength ..... 50/60 Hz, 500 VAC, for 1 minute (between lead wire conductors and frame)
- Insulation resistance ..... 10 MΩ min. at 500 VDC (between lead wire conductors and frame)
- Sound pressure level (SPL) ..... A-weighted sound pressure level (SPL) at 1 m away from the air inlet.
- Storage temperature ..... -30 to +70°C (Non-condensing)
- Lead wire ..... ⊕Red ⊖Black  Sensor  Yellow  Control  Brown
- Mass ..... 460 g

## Specifications

The models listed below **have a pulse sensor with PWM control.**

Model no.	Rated voltage [V]	Operating voltage range [V]	PWM duty cycle [%]	Rated current [A]	Rated input [W]	Rated speed [min <sup>-1</sup> ]	Max. airflow [m <sup>3</sup> /min] [CFM]	Max. static pressure [Pa] [inchH <sub>2</sub> O]	SPL [dB (A)]	Operating temperature [°C]	Expected life [h]
9HV1224P1A001	24	21.6 to 26.4	100	2.4	57.6	9600	7.0 247	950 3.82	71	-20 to +70	40000/60°C (70000/40°C)
			0	0.37	8.88	3800	2.7 95	161 0.65	46		
9HV1248P1G001	48	36 to 60	100	2.0	96	11500	8.3 293	1300 5.22	75		
			0	0.23	11	3800	2.7 95	161 0.65	46		
9HV1248P1H001	48	36 to 60	100	1.4	67	10000	7.2 254	1050 4.22	72		
			0	0.23	11	3800	2.7 95	161 0.65	46		

\* PWM frequency is 25 kHz. Models without ratings for 0% PWM duty cycle have zero speed at 0%. When control terminal is open, speed is the same as at 100% duty cycle.

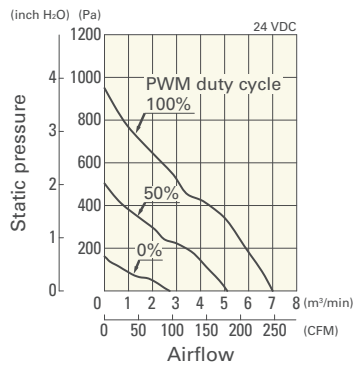
Note 1: Sensor and control options are available for selection. Refer to the table on p. 647.

Note 2: The mark indicates Short Lead Time Service applicable models. See p. 668 for details.

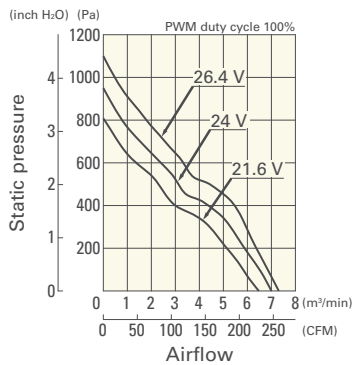
## Airflow - Static Pressure Characteristics / PWM Duty - Speed Characteristics Example

**9HV1224P1A001** With pulse sensor with PWM control

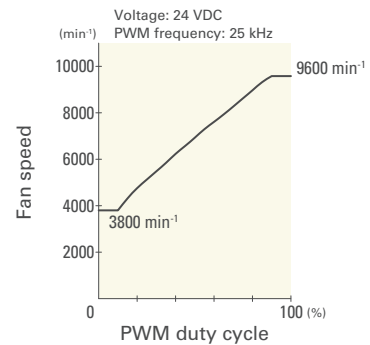
PWM duty cycle



Operating voltage range



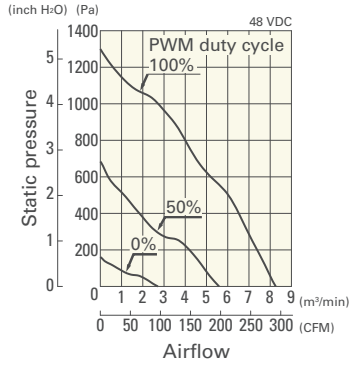
PWM duty - Speed characteristics example



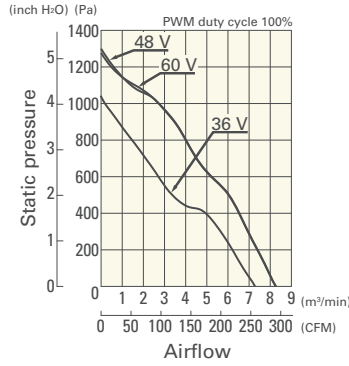
**Airflow - Static Pressure Characteristics / PWM Duty - Speed Characteristics Example**

**9HV1248P1G001** With pulse sensor with PWM control

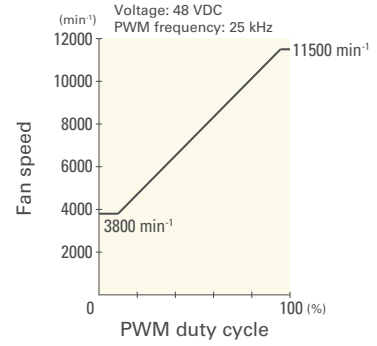
PWM duty cycle



Operating voltage range

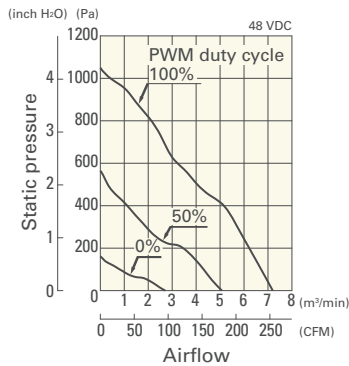


PWM duty - Speed characteristics example

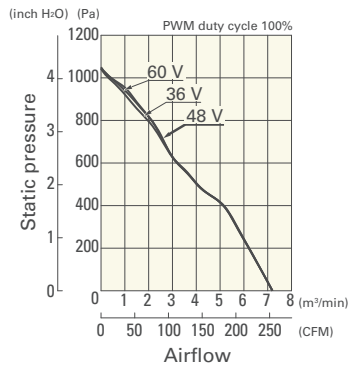


**9HV1248P1H001** With pulse sensor with PWM control

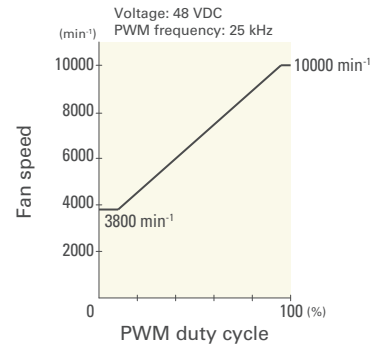
PWM duty cycle



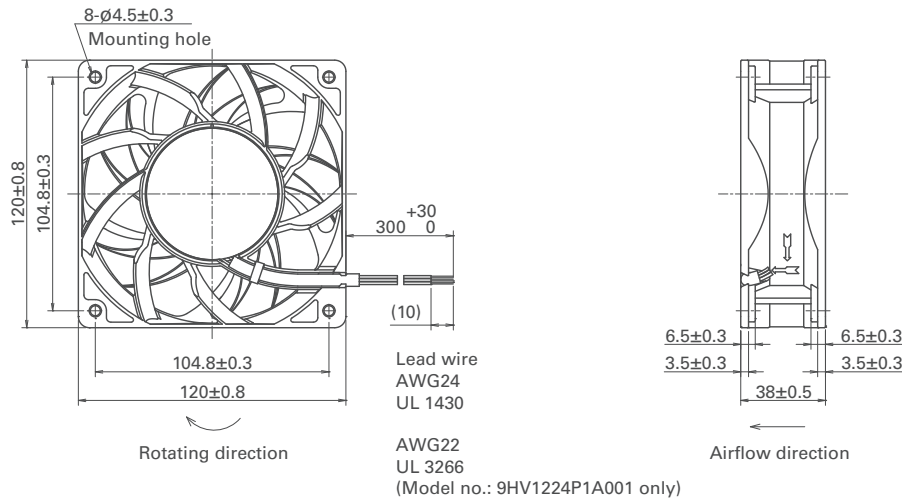
Operating voltage range



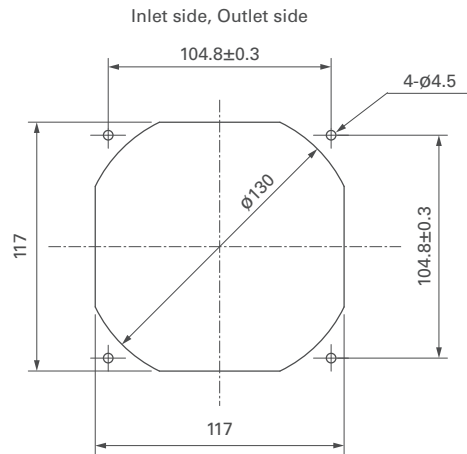
PWM duty - Speed characteristics example



**Dimensions (unit: mm)**



## Reference Dimensions of Mounting Holes and Vent Opening (unit: mm)



## Options

### Finger guards

page: p. 599

Model no.: 109-019E, 109-019K

### Resin finger guards

page: p. 605

Model no.: 109-1000G

### Resin filter kits

page: p. 606

Model no.: 109-1000F13 (13PPI), 109-1000F20 (20PPI),  
109-1000F30 (30PPI), 109-1000F40 (40PPI)