



92x92x25 mm



San Ace 92 9GA type Low Power Consumption Fan

General Specifications

- Material Frame: Plastic (Flammability: UL 94V-0), Impeller: Plastic (Flammability: UL 94V-0)
- Expected life See the table below. (L10 life: 90% survival rate for continuous operation in free air at 60°C, rated voltage) Expected life at 40°C is for reference only.
- Motor protection function Locked rotor burnout protection, Reverse polarity protection
For details, please refer to p. 614.
- Dielectric strength 50/60 Hz, 500 VAC, for 1 minute (between lead wire conductors and frame)
- Insulation resistance 10 MΩ min. at 500 VDC (between lead wire conductors and frame)
- Sound pressure level (SPL) A-weighted sound pressure level (SPL) at 1 m away from the air inlet.
- Storage temperature -30 to +70°C (Non-condensing)
- Lead wire ⊕Red ⊖Black (Sensor) Yellow (Control) Brown
(For models without PWM control, there is no speed control wiring.)
- Mass 125 g

Specifications

The models listed below **have ribs and a pulse sensor with PWM control**. For models without ribs, append "1" to the end of model numbers.

Model no.	Rated voltage [V]	Operating voltage range [V]	PWM duty cycle [%]	Rated current [A]	Rated input [W]	Rated speed [min ⁻¹]	Max. airflow [m ³ /min] [CFM]	Max. static pressure [Pa] [inchH ₂ O]	SPL [dB (A)]	Operating temperature [°C]	Expected life [h]
9GA0912P4J03	12	10.2 to 13.8	100	0.39	4.68	5000	2.2 77.7	105 0.42	43	-20 to +70	60000/60°C (90000/40°C)
			0	0.06	0.72	1500	0.65 23.3	9.4 0.04	14		
9GA0912P4G03	12	10.2 to 13.8	100	0.28	3.36	4400	1.93 68.2	81 0.33	39		
			0	0.06	0.72	1500	0.65 23.3	9.4 0.04	14		
9GA0924P4J03	24	20.4 to 27.6	100	0.2	4.8	5000	2.2 77.7	105 0.42	43		
			0	0.04	0.96	1500	0.65 23.3	9.4 0.04	14		
9GA0924P4G03	24	20.4 to 27.6	100	0.15	3.6	4400	1.93 68.2	81 0.33	39		
			0	0.04	0.96	1500	0.65 23.3	9.4 0.04	14		

* PWM frequency is 25 kHz. Models without ratings for 0% PWM duty cycle have zero speed at 0%. When control terminal is open, speed is the same as at 100% duty cycle.

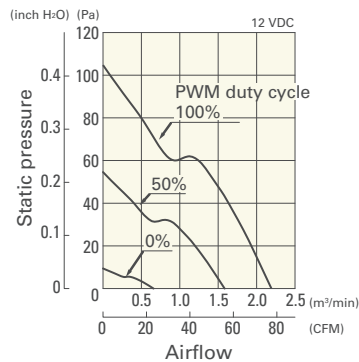
Note 1: Sensor and control options are available for selection. Refer to the table on p. 644.

Note 2: The mark indicates Short Lead Time Service applicable models. See p. 668 for details.

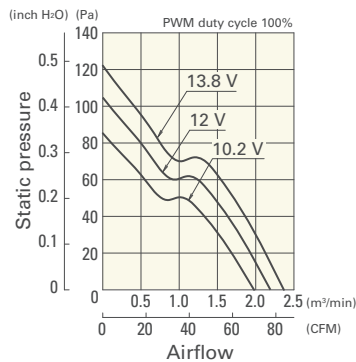
Airflow - Static Pressure Characteristics / PWM Duty - Speed Characteristics Example

9GA0912P4J03 With pulse sensor with PWM control

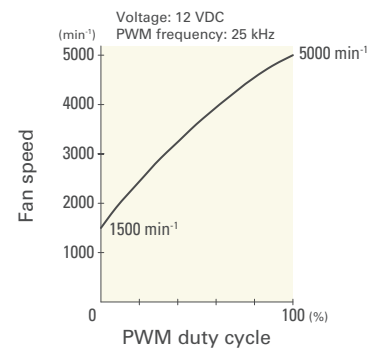
PWM duty cycle



Operating voltage range



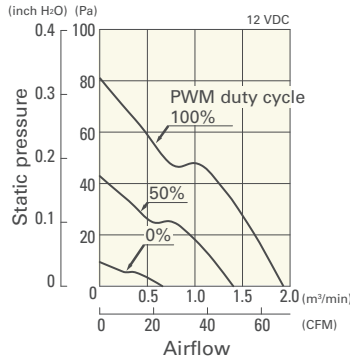
PWM duty - Speed characteristics example



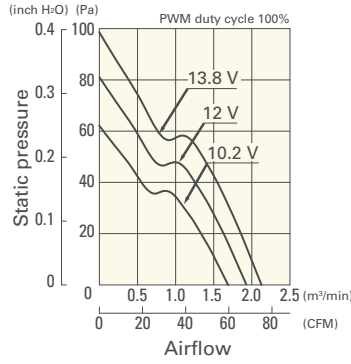
Airflow - Static Pressure Characteristics / PWM Duty - Speed Characteristics Example

9GA0912P4G03 With pulse sensor with PWM control

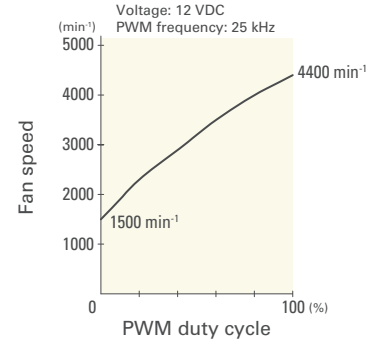
PWM duty cycle



Operating voltage range

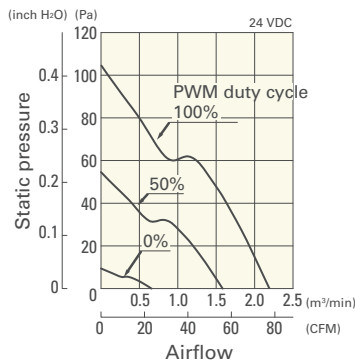


PWM duty - Speed characteristics example

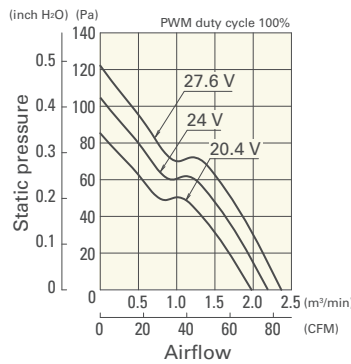


9GA0924P4J03 With pulse sensor with PWM control

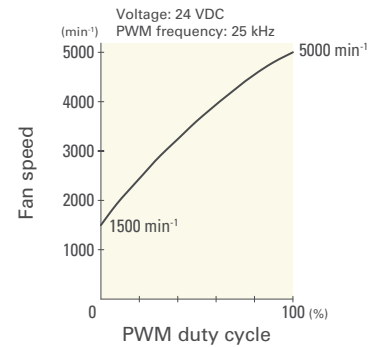
PWM duty cycle



Operating voltage range

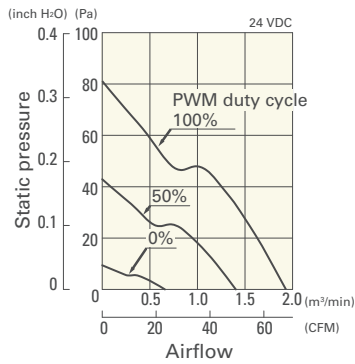


PWM duty - Speed characteristics example

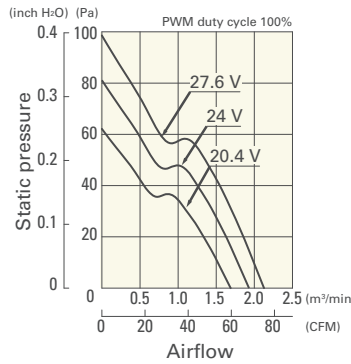


9GA0924P4G03 With pulse sensor with PWM control

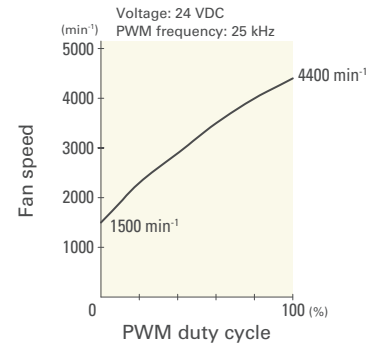
PWM duty cycle



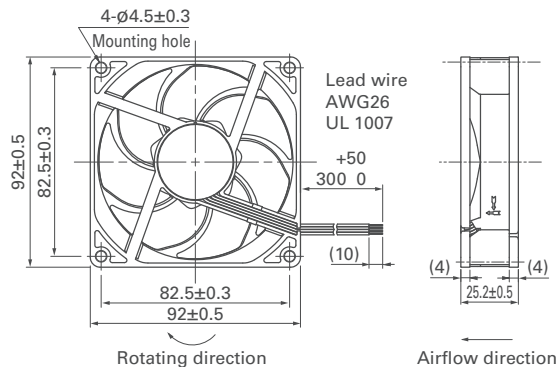
Operating voltage range



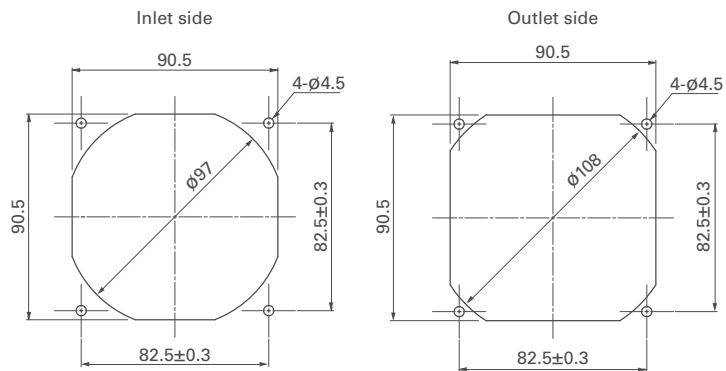
PWM duty - Speed characteristics example



Dimensions (unit: mm) (With ribs)



Reference Dimensions of Mounting Holes and Vent Opening (unit: mm)



Options

Finger guards

page: p. 598

Model no.: 109-099E, 109-099H

Resin finger guards

page: p. 605

Model no.: 109-1001G

Resin filter kits

page: p. 606

Model no.: 109-1001F13 (13PPI), 109-1001F20 (20PPI),
109-1001F30 (30PPI), 109-1001F40 (40PPI)