

76x20 mm

San Ace B76 9BD type **General Specifications**

- Material Frame: Plastic (Flammability: UL 94V-0), Impeller: Plastic (Flammability: UL 94V-0)
- Expected life See the table below. (L10 life: 90% survival rate for continuous operation in free air at 60°C, rated voltage)
Expected life at 40°C is for reference only.
- Motor protection function Locked rotor burnout protection, Reverse polarity protection
For details, please refer to p. 614.
- Dielectric strength 50/60 Hz, 500 VAC, for 1 minute (between lead wire conductors and frame)
- Insulation resistance 10 MΩ min. at 500 VDC (between lead wire conductors and frame)
- Sound pressure level (SPL) A-weighted sound pressure level (SPL) at 1 m away from the air inlet.
- Storage temperature -30 to +70°C (Non-condensing)
- Lead wire ⊕Red ⊖Black Sensor Yellow
- Mass 58 g

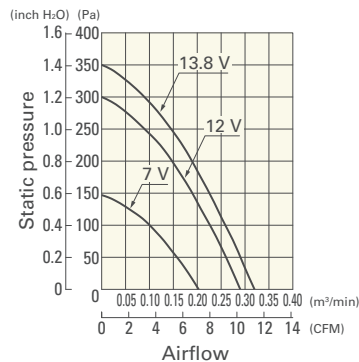
SpecificationsThe models listed below **have a pulse sensor**.

| Model no. | Rated voltage [V] | Operating voltage range [V] | Rated current [A] | Rated input [W] | Rated speed [min ⁻¹] | Max. airflow [m ³ /min] [CFM] | Max. static pressure [Pa] [inchH ₂ O] | SPL [dB (A)] | Operating temperature [°C] | Expected life [h] |
|-------------|-------------------|-----------------------------|-------------------|-----------------|----------------------------------|--|--|--------------|----------------------------|----------------------------|
| 9BD12SC6-1 | 12 | 7 to 13.8 | 0.28 | 3.36 | 4500 | 0.29 10.2 | 300 1.2 | 43 | -20 to +70 | 40000/60°C (70000/40°C) |
| 9BD12HC6-1 | | | 0.21 | 2.52 | 4200 | 0.27 9.5 | 230 0.92 | 41 | | |
| 9BD12FC6-1 | | | 0.18 | 2.16 | 3900 | 0.25 8.8 | 200 0.8 | 39 | | |
| 9BD24SC6-40 | 24 | 10 to 27.6 | 0.16 | 3.84 | 4500 | 0.29 10.2 | 300 1.2 | 43 | | |
| 9BD24HC6-1 | | | 0.12 | 2.88 | 4200 | 0.27 9.5 | 230 0.92 | 41 | | |
| 9BD24FC6-1 | | | 0.1 | 2.4 | 3900 | 0.25 8.8 | 200 0.8 | 39 | | |

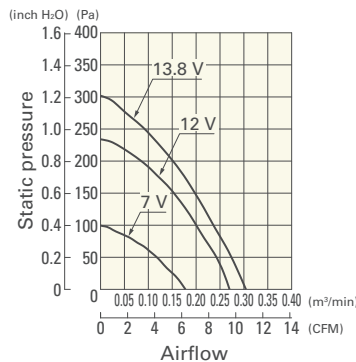
Note 1: Sensor and control options are available for selection. Refer to the table on p. 640.

Note 2: The  mark indicates Short LeadTime Service applicable models. See p. 668 for details.**Airflow - Static Pressure Characteristics****9BD12SC6-1** With pulse sensor

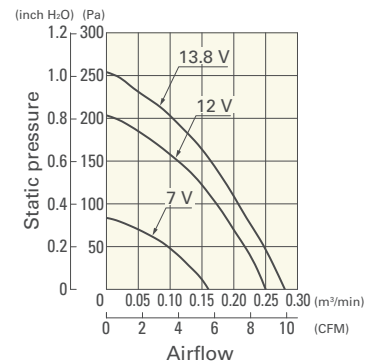
Operating voltage range

**9BD12HC6-1** With pulse sensor

Operating voltage range

**9BD12FC6-1** With pulse sensor

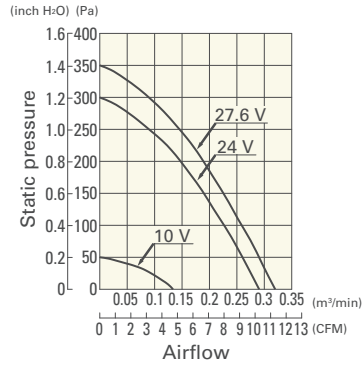
Operating voltage range



Airflow - Static Pressure Characteristics

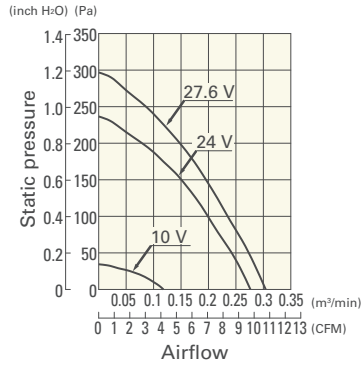
9BD24SC6-40 With pulse sensor

Operating voltage range



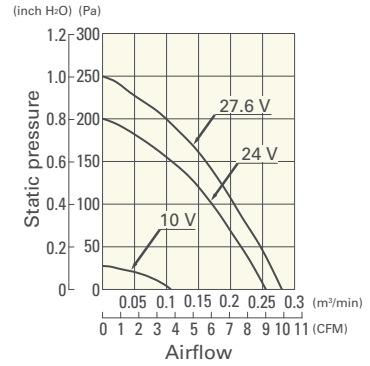
9BD24HC6-1 With pulse sensor

Operating voltage range

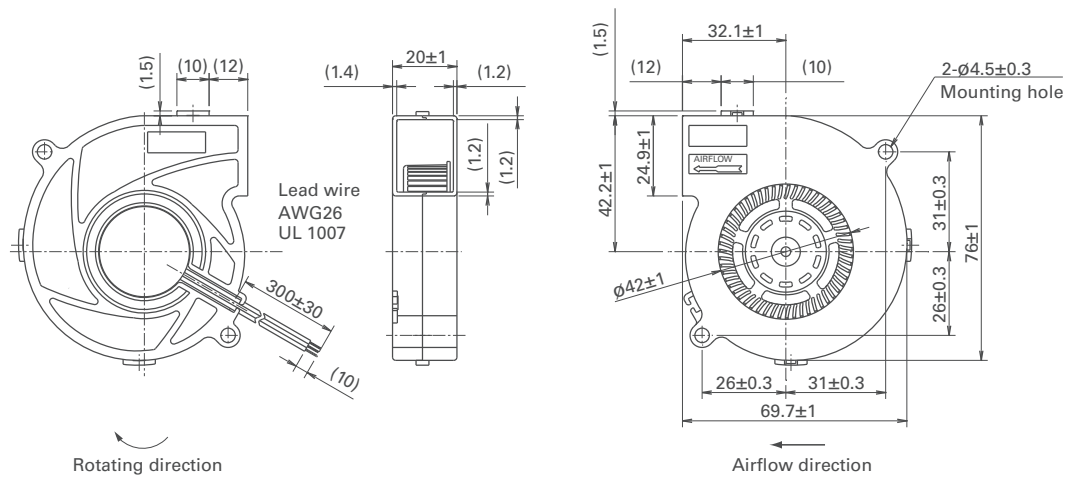


9BD24FC6-1 With pulse sensor

Operating voltage range



Dimensions (unit: mm)



Blower 76 mm DC