

6

5

4

3

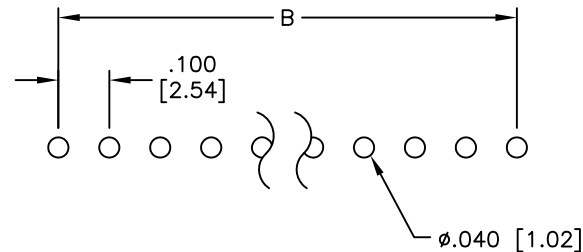
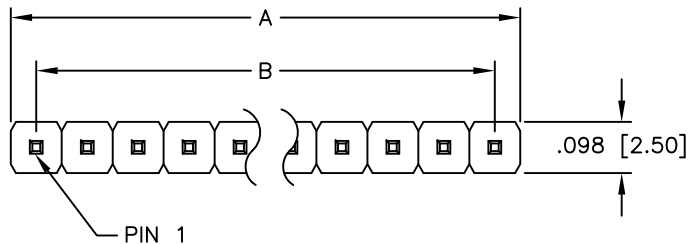
2

1

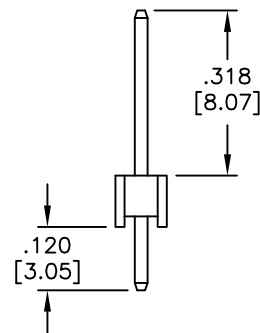
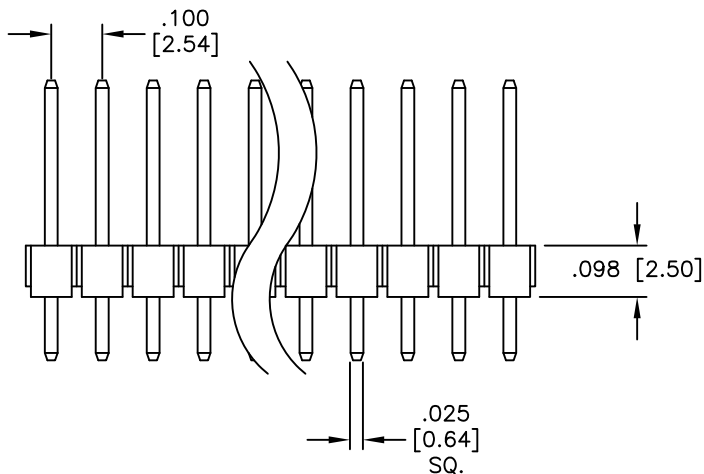
APPROVED: \_\_\_\_\_

DATE: \_\_\_\_\_ TITLE: \_\_\_\_\_

Rev	AWO #	Description	Date	Appr
-		RELEASED	03/29/06	



Recommended PCB Layout



SPECIFICATIONS:

Material:  
 Insulator: PBT, rated UL 94V-0  
 Insulator color: Black  
 Contacts: Brass  
 Plating:  
 Tin over Copper underplate overall.  
 Electrical:  
 Current rating: 3 Amps max  
 Contact resistance: 20 mohms max  
 Insulation resistance: 5,000 Mohms min @ 500 VDC  
 Temperature Rating:  
 Operating temperature: -40°C to +105°C  
 Environmental:  
 Lead free, RoHS compliant



Positions: 2 thru 40

A = .100 [2.54] x No. of Positions

B = .100 [2.54] x No. of Spaces

UNLESS OTHERWISE SPECIFIED  
 ALL DIMENSIONS ARE INCHES [MM]  
 TOLERANCES: EXCEPT AS NOTED

INCHES		HOLES	
.X	± .10	∅X	± .10
.XX	± .020	∅XX	± .015
.XXX	± .015	∅XXX	± .010

**ADAM TECH**

909 Rahway Avenue, Union, NJ 07083  
 Phone: 908-687-5000 Fax: 908-687-5710

TITLE  
 .100 [2.54] SINGLE ROW PIN HEADER  
 STRAIGHT, .318 MATING / .120 TAIL

APPROVALS		DATE
DRAWN	SS	03/29/06
CHECKED		
APPROVED		

SIZE X	PART NO. PH1-XX-TB	REV. -
REF: S00059T	SCALE: NTS	SHEET 1 OF 1

6

5

4

3

2

1