LEADERSHIP in Connector Design

KYCON

MINI-DINs / CIRCULAR DINs

KMDGX Series



KMDGX Series
Right Angle Mini-DIN

Features

- PC99 Colors Available
- Shielded Options Available for Good Conductivity,Grounding and EMI/RFI Protection
- Mates with Standard and Snap and Lock Plugs
- Visual and Mechanical Polarization for Plug Insertion
- Reflow Compatible Design Available
- CSA/NRTL Certified File No. LR78160

Performance Specifications

Body

KMDGX - PBT Thermoplastic, Black, Purple, Green or Yellow Color, UL94V-0 Rated

KMDGXHT - High Temperature Thermoplastic, Black Color, UL94V-0 Rated

Contacts

Phosphor Bronze, Gold Plated

Shield

Standard: Brass, Tin Plated

HT: Brass, Niclel Plated

Mechanical Characteristics

Insertion Force : 4.5 kg max.

Extraction Force : 0.4 kg - 3.5 kg

Durability : 500 Cycles Minimum

Electrical Characteristics

Contact Current Rating : 2 Amp at 12V DC

Insulation Resistance : 500 Megohms Min at 500V DC

Contact Resistance

Before Durability Test : Plug to Terminals: 30 Milliohms Max

After Durability Test : Plug to Terminals: 60 Milliohms Max.

Dielectric Withstanding Voltage : 500V AC for 1 Minute

Operating Temperature : -25˚C to +85˚C

Documentation & Ordering Information

Drawing	Stock	CofC
Sample	Email	RFQ

Kycon Part #	KMDGX-3S-N

Part Number Builder

KMDGX	–	3	S	–	N	
Series		Number of Contacts	Contact Type		Shielding Option	Plating Option

Series*

KMDGX - Right Angle PCB Mount Mini-DIN

KMDGXHT - Reflow Compatible Version**

Number of Contacts

3,4,5,6,7,8,9

Contact Type

S - Receptacle

Shielding Option

N - Non-Shielded

AS - Sides and Back Shielded

BS - Fully Shielded

BSC -Fully Shielded Crimped Side Tabs (Not avilable with 7 or 9)

Plating Option

Standard	Gold flash over nickel on contacts. Tin over nickel on soldertails
30	30 µ" gold over nickel on mating end of contacts. Tin over nickel on soldertails. Not available with BSC

*KMDGX-GEO-7S-BS also available

-N Option (Non-Shielded)

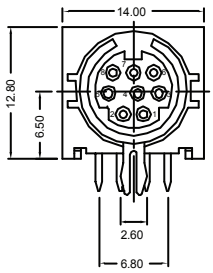

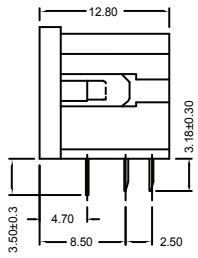

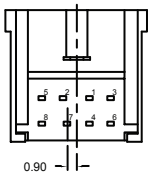
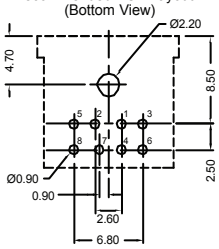
Recommended PCB Layout (Bottom View)